


# lesbeschrijving




Deze activiteit is het beste geschikt voor een setting in een kleine groep – bijvoorbeeld een kleine kring.

## Activiteit

Gebruik de Dottie kip en laat de kinderen de kuikens op verschillende plekken neerzetten om met de ruimte te oriënteren.









Gebruik vervolgens de kaarten om de kinderen de begrippen na te laten leggen.


Voor check op begrip noem je een begrip (bijvoorbeeld: rechts) en wijzen de kinderen het juiste plaatje op de kaart aan.






Waar is Dottie  
haar kuiken?







links




rechts




boven





onder



voor




achter



JP<sup>©</sup>

veraf

JP<sup>©</sup>



dichtbij